

Who We Served

In Fiscal Year 2009, Crossroads provided services to 225 youth, ages birth to 21.

- 103 youth resided in one of our group homes.
- 88 youth resided in one of therapeutic foster homes.
- 34 youth & families received community-based services.

“Now I feel like a regular teenager, going off to college. Crossroads - yeah, big benefit in my life. They helped me a lot.” Brittany



How we helped

- We provided a safe, nurturing environment for 21 teen moms and their babies so they could bond with their babies in a safe, caring, and supportive setting.

- We helped those 21 teen moms break cycles of abuse and abandonment by teaching them the parenting skills needed to keep their babies safe and healthy.

- 105 youth received life skills training in areas including money management, job readiness, personal hygiene, cooking, and effective communication.

- We taught independent living skills to 52 youth ages 16-21 living in our transitional living homes.

- We encouraged those 52 youth to continue their education, obtain employment, and identify their long-term career goals in a field that will excite and motivate them.

- We provided our youth with individual therapy from our licensed therapists to help them deal with past abuse and neglect and to give them an opportunity to grow and become successful, self-sufficient members of our community.

- We mentored 18 girls between the ages of 11 and 13 who were at risk for delinquency.

- We helped those 18 girls improve their behavioral, emotional and social skills—and helped ensure they did not become part of the juvenile justice system.



Results

- 86% of youth in a transitional living home or treatment home attended school regularly, had passing grades, and were promoted to the next grade or graduated from school.

- 62 of our youth “graduated” from Crossroads after achieving or making significant progress on their individual goals. Throughout their time with us, which could be a few months or a few years—we work with them to develop goals specific to each youth’s needs, talents, abilities, and dreams.

- Our 62 graduates goals included educational achievement, job readiness, behavioral stability, parenting skills, and independent living skills.

“Without Crossroads I would be unemployed, getting into fights - everything bad. I wouldn’t be in the good position I’m in now.” Gene



Fiscal Year 2009 Annual Report

Summary of Audited Financial Statements
For Year Ended August 31, 2009

Revenue Sources

Government Grants

N.J. Department of Children and Families
\$723,940

N.J. Department of Human Services
\$110,774

N.J. Department of Agriculture
\$29,373

N.J. Capital Grant Funds
\$115,167

U.S. Department of Health & Human Services
\$123,567

Program Fees

N.J. Department of Children and Families
Medicaid: \$3,343,819
Vendor Beds: \$761,812

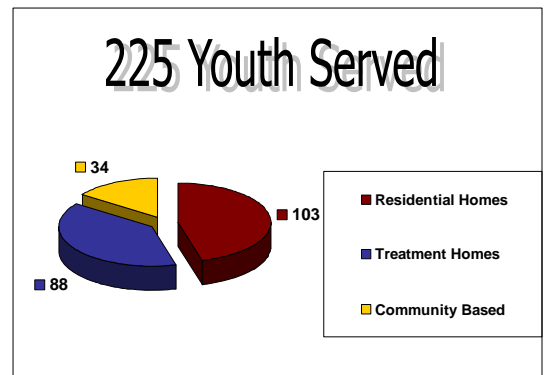
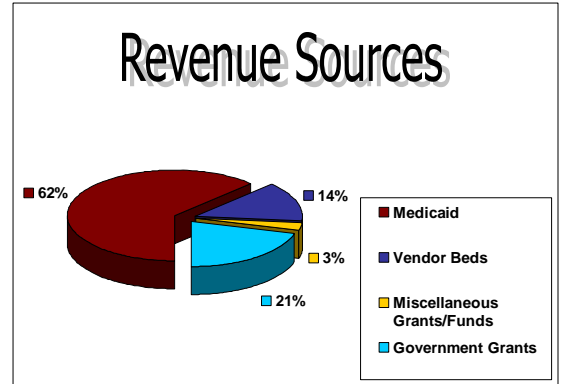
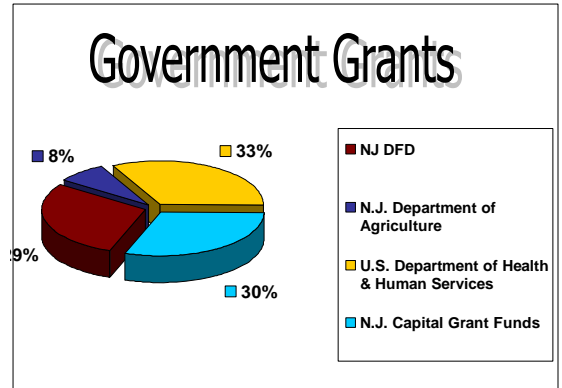
Miscellaneous Grants & Funds

United Way of Burlington County: \$55,109

Contributions: \$57,622

Interest Income/Miscellaneous: \$29,813

Total FY09 Revenue: \$5,350,296





Summary of Audited Financial Statements For the Year Ended August 31, 2009

Consolidated Statement of Financial Position

ASSETS

Cash	\$ 1,632,872
Fees and Grants Receivable	508,711
Prepaid expenses and Sundry	47,762
Deposits on leased and other property	1,875
Property & Equipment	<u>1,771,008</u>

TOTAL ASSETS \$ 3,962,228

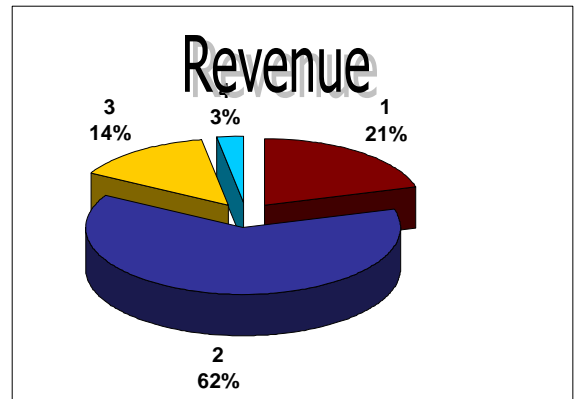
LIABILITIES

Accounts payable & Accrued Expenses	\$ 162,498
Escrow Client funds	6,772
Current portion Long-term Debt	35,209
Mortgage Payable (less current portion)	<u>545,641</u>
TOTAL LIABILITIES	<u>750,120</u>

NET ASSETS

Designated Funds	\$ 759,454
Property & Equipment	1,190,158
Undesignated Funds	<u>1,179,223</u>

TOTAL LIABILITIES AND NET ASSETS \$ 3,962,228



- 1 = 21% Government Grants
 - 2 = 62% Medicaid Fees
 - 3 = 14% Vendor Bed Fees
 - 4 = 3% Other Support & Contributions
- 100%**

Consolidated Statements of Revenue/Expenses

REVENUE

Government Grants	\$ 1,102,821
Medicaid Fees	3,343,119
Vendor Bed Fees	761,812
Other Support & Contributions	<u>142,544</u>
TOTAL REVENUE	<u>\$ 5,350,296</u>

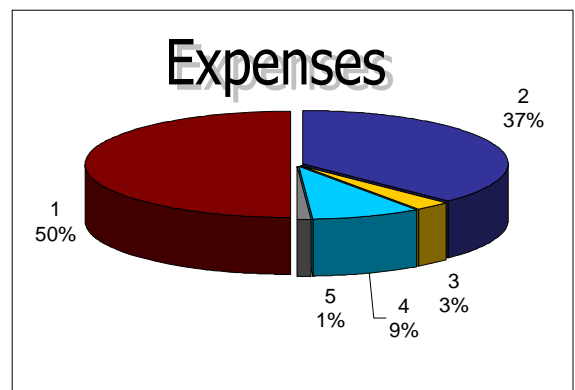
EXPENSES

Residential Home Services	\$ 2,501,528
Treatment Home Services	1,873,560
Community Based Services	<u>135,591</u>
Total Program Services	4,510,679
Admin Expenses	436,148
Fundraising Expenses	<u>40,057</u>
TOTAL EXPENSES	<u>\$ 4,986,884</u>

EXCESS FOR YEAR

	<u>\$ 363,412</u>
Temporary Restricted Funds	<u>83,273</u>
Unrestricted Funds	<u>280,139</u>

Excess Uses: Purchase of Vehicles	62,222
Mortgage Debt Payments	104,848



- 1 = 50% Residential Home Services
 - 2 = 37% Treatment Home Services
 - 3 = 3% Community Based Services
 - 4 = 9% Admin Expenses
 - 5 = 1% Fundraising Expenses
- 100%**

Note: Complete Audited Financial Statements are Available on Request.